

QUARTERLY PHYSICAL REPORT OF OPERATION


As of September 30, 2023


Department : State Universities and Colleges (SUCs)
 Agency/Entity : Batangas State University
 Operating Unit : < not applicable >
 Organization Code (UACS) : 08 038 0000000


Particulars	UACS CODE	Physical Target (Budget Year)					Physical Accomplishment (Budget Year)					Variance as of September 30, 2023	Remarks
		1st Quarter	2nd Quarter	3rd Quarter	4th Quarter	Total	1st Quarter	2nd Quarter	3rd Quarter	4th Quarter	Total		
1	2	3	4	5	6	7	8	9	10	11	12	13	14
HIGHER EDUCATION PROGRAM	3101000000000000												
OO : Relevant and quality tertiary education ensured to achieve inclusive growth and access of poor but deserving students to quality tertiary education increased													
Outcome Indicators													
1. Percentage of first-time licensure exam takers that pass the licensure exams		70.00%	68.00%	69.00%	69.00%	69%	74.24% (585/788)	67.63% (234/346)	79.58% 152/191		73.28% (971/1325)	10.58%	
2. Percentage of graduates (2 years prior) that are employed		N/A	N/A	N/A	90.00%	90%	N/A	N/A	N/A		N/A	N/A	Target is set in 4th quarter. 450 out of 1553 respondents of the employability survey (graduates of 2021) were employed, representing 28.98%
Output Indicators													
1. Percentage of undergraduate students enrolled in CHED-identified and RDC-identified priority programs		N/A	N/A	79.22%	N/A	79.22%	N/A	N/A	66.03% (37,425/56,677)		66.03% (37,425 /56,677)	-13.19%	
2. Percentage of undergraduate programs with accreditation		N/A	N/A	N/A	98.00%	98%	N/A	N/A	N/A		N/A	N/A	Target is set in 4th Quarter. As of 3rd Quarter, 78 out of 79 accreditable programs are accredited or 98.73%
ADVANCED EDUCATION PROGRAM	3201000000000000												
OO : Higher education research improved to promote economic productivity and innovation													
Outcome Indicator													
1. Percentage of graduate school faculty engaged in research work applied in any of the following:		15.00%	N/A	11.00%	N/A	26%	39.29% (44/112)	N/A	8.77%		48.06% (62/129)	-2.23%	
a. pursuing advanced research degree programs (Ph.D) or													
b. actively pursuing within the last three (3) years (investigative research, basic and applied scientific research, policy research, social science research) or													
c. producing technologies for commercialization or livelihood improvement or													
d. whose research work resulted in an extension program													
Output Indicators													
1. Percentage of graduate students enrolled in research degree programs		N/A	N/A	76.00%	N/A	76%	N/A	N/A	92.75% (1,662/1,792)		92.75% (1,662/1,792)	16.75%	
2. Percentage of accredited graduate programs		N/A	N/A	N/A	95.00%	95%	N/A	N/A	N/A		N/A	N/A	Target is set in 4th Quarter. 20 out of 21 accreditable programs are accredited or 95.24%
RESEARCH PROGRAM	3202000000000000												
OO : Higher education research improved to promote economic productivity and innovation													
Outcome Indicator													
1. Number of research outputs in the last three years utilized by the industry or by other beneficiaries		8	5	5	3	21	8	5	4		17	-1	The target was not met as a result of delayed transactions with potential industry or community adepters

Department : State Universities and Colleges (SUCs)
 Agency/Entity : Batangas State University
 Operating Unit : < not applicable >
 Organization Code (UACS) : 08 038 0000000

Particulars	UACS CODE	Physical Target (Budget Year)					Physical Accomplishment (Budget Year)					Variance as of September 30, 2023	Remarks
		1st Quarter	2nd Quarter	3rd Quarter	4th Quarter	Total	1st Quarter	2nd Quarter	3rd Quarter	4th Quarter	Total		
1	2	3	4	5	6	7	8	9	10	11	12	13	14
Output Indicators													
1. Number of research outputs completed within the year		5	5	4	4	18	8	10	8		26	4	The target was achieved through implementation of research programs and strategies to further promote research and development in the university
2. Percentage of research outputs published in internationally-refereed or CHED recognized journal within the year		2.5%	2.5%	2.5%	2.5%	10%	0.00%	0.00%	1.49%		1.49%	-1.01%	Although there were 10/10 research outputs published in recognized journals, only one (1) of them is related to sixty-seven (67) completed and funded projects. The research management services of the University has been coordinating with the concerned project leaders to meet the physical targets. Currently, there are 67 completed projects under monitoring
TECHNICAL ADVISORY EXTENSION PROGRAM	3301000000000000												
OO : Community engagement increased													
Outcome Indicator													
1. Number of active partnerships with LGUs, industries, NGOs, NGAs, SMEs, and other stakeholders as a result of extension activities		47	35	17	17	116	80	49	10		139	-7	The total accomplishment for this quarter is 41.18% below the target
Output Indicators													
1. Number of trainees weighted by the length of training		1,438	3,438	1,438	2,876	9,586	1,992.50	4,184.75	1,641.25		7,818.50	203.25	The total accomplishment for this quarter is 14.13% above the target
2. Number of extension programs organized and supported consistent with the SUC's mandated and priority programs		51	135	51	102	339	82	165	81		328	30	The total accomplishment for this quarter is 58.82% above the target
3. Percentage of beneficiaries who rate the training course/s as satisfactory or higher in terms of quality and relevance		96.00%	96.00%	96.00%	96.00%	96%	100.00% (2,078/2,078)	99.98% (4,055/4,056)	100.00% (1,513/1,513)		99.99% (7,646/7,647)	4.00%	The total accomplishment for this quarter is 4.17% above the target

Prepared By:

 Atty. NOEL ALBERTO S. OMANDAP
 Planning Officer
 Date:

In coordination with:

 Mr. ROMEO L. RAMOS
 Budget Officer
 Date:

Approved By:

 Dr. TIRSO A. RONQUILLO
 Agency Head
 Date: